CUSTOMER DRAWING

REV.	DESCRIPTION	DESIGN	APRROVAL	DATE
A1	INITIAL RELEASE	Haojin Sun	Rongzhe Guo	2026.07.10

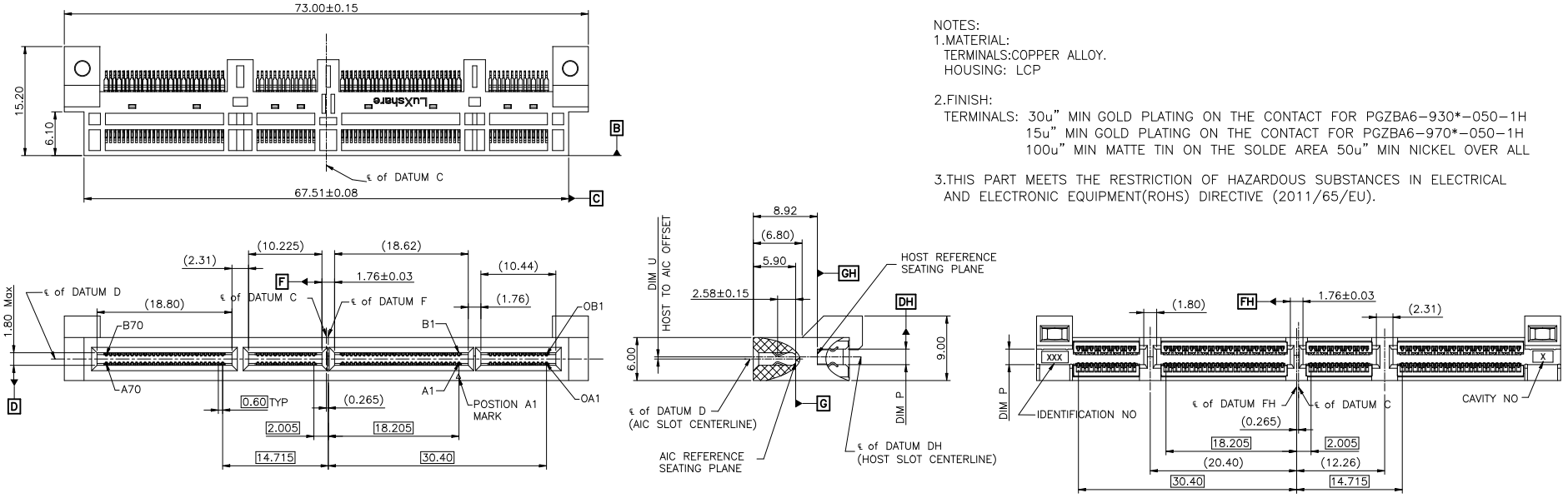

NOTES:
1.MATERIAL:
TERMINALS:COPPER ALLOY.
HOUSING: LCP

2.FINISH:
TERMINALS: 30u" MIN GOLD PLATING ON THE CONTACT FOR PGZBA6-930*-050-1H
15u" MIN GOLD PLATING ON THE CONTACT FOR PGZBA6-970*-050-1H
100u" MIN MATTE TIN ON THE SOLDE AREA 50u" MIN NICKEL OVER ALL

3.THIS PART MEETS THE RESTRICTION OF HAZARDOUS SUBSTANCES IN ELECTRICAL AND ELECTRONIC EQUIPMENT(ROHS) DIRECTIVE (2011/65/EU).

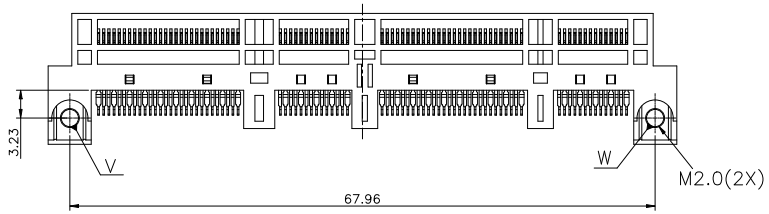

Table 1

P/N	DIM P	DIM U	DIM T	GOLD PLATING
PGZBA6-9305-050-1H	2.35	0.30	2.11±0.21	30u" MIN
PGZBA6-9705-050-1H				15u" MIN
PGZBA6-9301-050-1H	2.17	0.30	1.93±0.19	30u" MIN
PGZBA6-9701-050-1H				15u" MIN
PGZBA6-9302-050-1H	1.77	0.00	1.57±0.15	30u" MIN
PGZBA6-9702-050-1H				15u" MIN

Table 1

P/N	DIM P	DIM U	DIM T	GOLD PLATING
PGZBA6-9306-050-1H	3.10	0.00	2.80±0.25	30u" MIN
PGZBA6-9706-050-1H				15u" MIN
PGZBA6-9303-050-1H	2.90	0.00	2.60±0.25	30u" MIN
PGZBA6-9703-050-1H				15u" MIN
PGZBA6-9300-050-1H	2.64	0.00	2.36±0.23	30u" MIN
PGZBA6-9700-050-1H				15u" MIN

X.± 1	X.°±3°
.X± 0.30	.X°±2°
.XX± 0.20	.XX°±1°
.XXX± 0.10	.XXX°±0.5°
UNITS:	mm

THESE DRAWINGS AND SPECIFICATIONS ARE THE PROPERTY OF LUXSHARETECH AND SHALL NOT BE REPRODUCED, COPIED OR CUED IN ANY MANNER WITHOUT THE PRIOR WRITTEN CONSENT OF LUXSHARETECH

PART NO.: SEE TABLE

LUXSHARETECH

TITLE: Gen Z Straddle Mount Connector, 4C+

CUSTOMER P/N: N/A

APPD: Rongzhe Guo

DWG NO: PGZBA6-9301-050-1H-000

CHKD: Hengshan Cheng

DRAW: Haojin Sun 2026.07.10

SCALE	SHEET	REV.
1:1	1/3	A1

CUSTOMER DRAWING

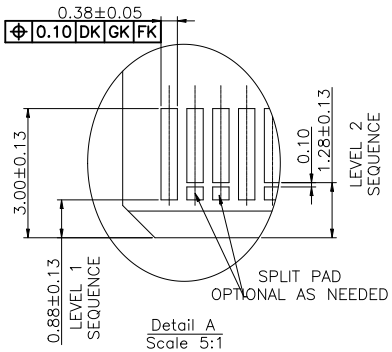

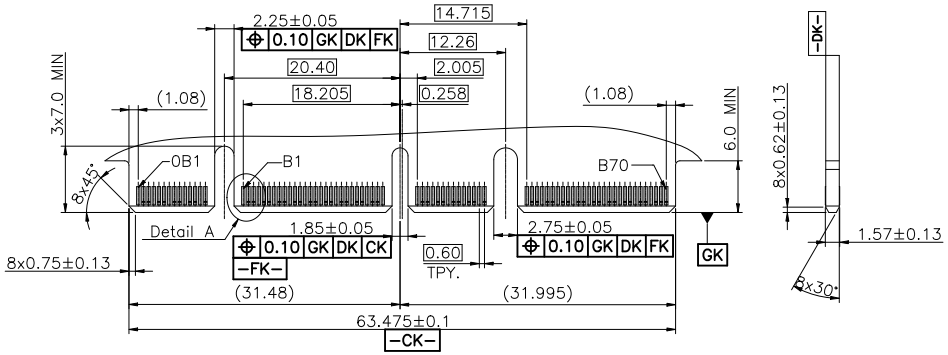

NOTE: POSITION A1 ON OPPOSITE SIDE OF CARD OF B1
AIC MATING CARD

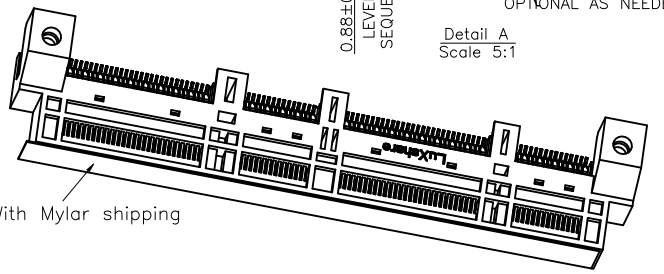

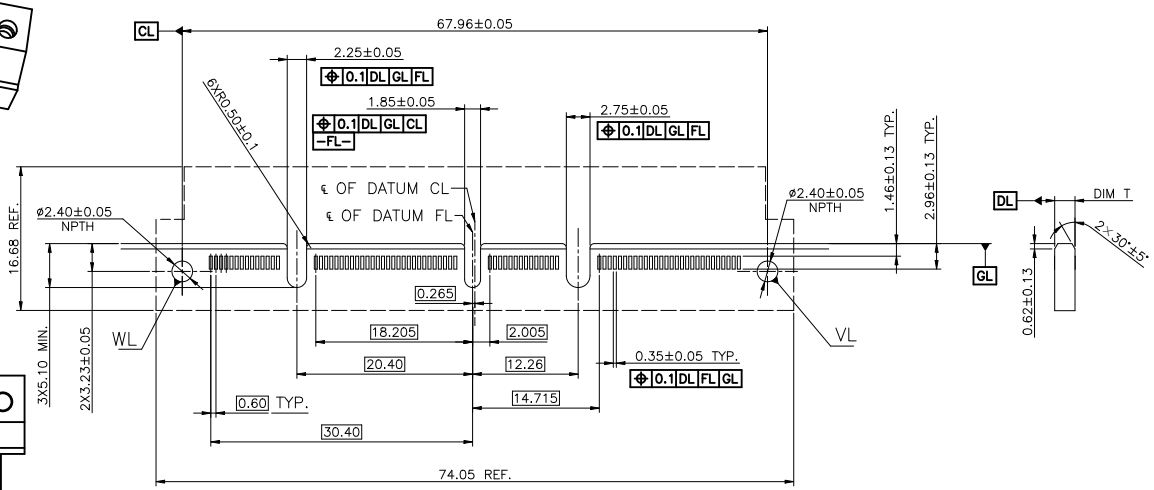

NOTE: POSITION A1 ON OPPOSITE SIDE OF CARD OF B1
STRADDLE MOUNT CONNECTOR FOOTPRINT

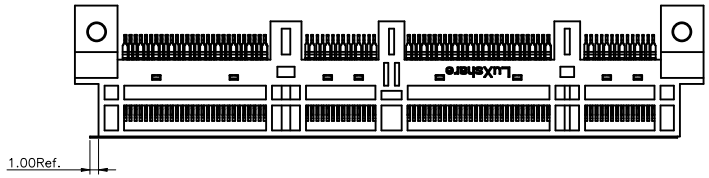

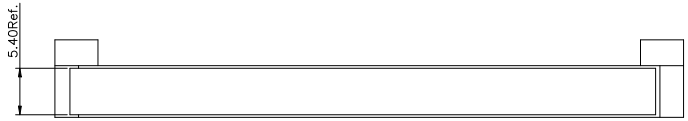

X.± 1	X.°±3°
.X± 0.30	.X°±2°
.XX± 0.20	.XX°±1°
.XXX± 0.10	.XXX°±0.5°
UNITS:	mm

THESE DRAWINGS AND SPECIFICATIONS ARE THE PROPERTY OF LUXSHARETECH AND SHALL NOT BE REPRODUCED, COPIED OR CUED IN ANY MANNER WITHOUT THE PRIOR WRITTEN CONSENT OF LUXSHARETECH

PART NO.: SEE TABLE

LUXSHARETECH

TITLE: Gen Z Straddle Mount Connector, 4C+

CUSTOMER P/N: N/A

APPD: Rongzhe Guo

CHKD: Hengshan Cheng

DRAW: Haojin Sun 2026.07.10

DWG NO: PGZBA6-9301-050-1H-000

SCALE	SHEET	REV.
1:1	2/3	A1

CUSTOMER DRAWING

PIN MAP

4C+ CONNECTOR

4C CONNECTOR

2C CONNECTOR

1C CONNECTOR

备注	SIDE B	SIDE A			
	OCP_B1	NIC_PWR_GOOD	PERST2#	OCP_A1	
	OCP_B2	MAIN_PWR_EN	PERST3#	OCP_A2	
	OCP_B3	LD#	WAKE_N	OCP_A3	
	OCP_B4	DATA_IN	RBT_ARB_IN	OCP_A4	
	OCP_B5	DATA_OUT	RBT_ARB_OUT	OCP_A5	
	OCP_B6	CLK	SLOT_ID1	OCP_A6	
	OCP_B7	SLOT_ID0	RBT_TX_EN	OCP_A7	
	OCP_B8	RBT_RXD1	RBT_TXD1	OCP_A8	
	OCP_B9	RBT_RXD0	RBT_TXD0	OCP_A9	
	OCP_B10	GND	GND	OCP_A10	
	OCP_B11	REFCLKn2	REFCLKn3	OCP_A11	
	OCP_B12	REFCLKp2	REFCLKp3	OCP_A12	
	OCP_B13	GND	GND	OCP_A13	
	OCP_B14	RBT_CRS_DV	RBT_CLK_IN	OCP_A14	
Mechanical Key					
	B1	+12V_EDGE	GND	A1	
	B2	+12V_EDGE	GND	A2	
	B3	+12V_EDGE	GND	A3	
	B4	+12V_EDGE	GND	A4	
	B5	+12V_EDGE	GND	A5	
	B6	+12V_EDGE	GND	A6	
	B7	BIF0#	SMCLK	A7	
	B8	BIF1#	SMDAT	A8	
	B9	BIF2#	SMRST#	A9	
	B10	PERSTO#	PRSNT4#	A10	
	B11	+3.3V_EDGE	PERST1#	A11	
	B12	AUX_PWR_EN	PRSNTB2#	A12	
	B13	GND	GND	A13	
	B14	REFCLKn0	REFCLKn1	A14	
	B15	REFCLKp0	REFCLKp1	A15	
	B16	GND	GND	A16	
	B17	PETn0	PERn0	A17	
	B18	PETp0	PERp0	A18	
	B19	GND	GND	A19	
	B20	PETn1	PERn1	A20	
	B21	PETp1	PERp1	A21	
	B22	GND	GND	A22	
	B23	PETn2	PERn2	A23	
	B24	PETp2	PERp2	A24	
	B25	GND	GND	A25	
	B26	PETn3	PERn3	A26	
	B27	PETp3	PERp3	A27	
	B28	GND	GND	A28	
	SIDE A GND 串接				
	SIDE B GND 串接				
Mechanical Key					
	B29	GND	GND	A29	
	B30	PETn4	PERn4	A30	
	B31	PETp4	PERp4	A31	
	B32	GND	GND	A32	
	B33	PETn5	PERn5	A33	
	B34	PETp5	PERp5	A34	
	B35	GND	GND	A35	
	B36	PETn6	PERn6	A36	
	B37	PETp6	PERp6	A37	
	B38	GND	GND	A38	
	B39	PETn7	PERn7	A39	
	B40	PETp7	PERp7	A40	
	B41	GND	GND	A41	
	B42			A42	
	SIDE A GND 串接				
	SIDE B GND 串接				
Mechanical Key					
	B43	GND	GND	A43	
	B44	PETn8	PERn8	A44	
	B45	PETp8	PERp8	A45	
	B46	GND	GND	A46	
	B47	PETn9	PERn9	A47	
	B48	PETp9	PERp9	A48	
	B49	GND	GND	A49	
	B50	PETn10	PERn10	A50	
	B51	PETp10	PERp10	A51	
	B52	GND	GND	A52	
	B53	PETn11	PERn11	A53	
	B54	PETp11	PERp11	A54	
	B55	GND	GND	A55	
	B56	PETn12	PERn12	A56	
	B57	PETp12	PERp12	A57	
	B58	GND	GND	A58	
	B59	PETn13	PERn13	A59	
	B60	PETp13	PERp13	A60	
	B61	GND	GND	A61	
	B62	PETn14	PERn14	A62	
	B63	PETp14	PERp14	A63	
	B64	GND	GND	A64	
	B65	PETn15	PERn15	A65	
	B66	PETp15	PERp15	A66	
	B67	GND	GND	A67	
	B68	RFU1,NC	USB_DATn	A68	
	B69	RFU2,NC	USB_DATp	A69	
	B70	PRSNTB3#	PWRBRK0#	A70	
	SIDE A GND 串接				
	SIDE B GND 串接				

X.± 1	X.°±3°
.X± 0.30	.X°±2°
.XX± 0.20	.XX°±1°
.XXX± 0.10	.XXX°±0.5°
UNITS:	mm

THESE DRAWINGS AND SPECIFICATIONS ARE THE PROPERTY OF LUXSHARETECH AND SHALL NOT BE REPRODUCED, COPIED OR CUED IN ANY MANNER WITHOUT THE PRIOR WRITTEN CONSENT OF LUXSHARETECH

PART NO.: SEE TABLE

TITLE: Gen Z Straddle Mount Connector, 4C+

APPD: Rongzhe Guo

CHKD: Hengshan Cheng

DRAW: Haojin Sun 2026.07.10

LUXSHARETECH

CUSTOMER P/N: N/A

DWG NO: PGZBA6-9301-050-1H-000

SCALE	SHEET	REV.
1:1	3/3	A1